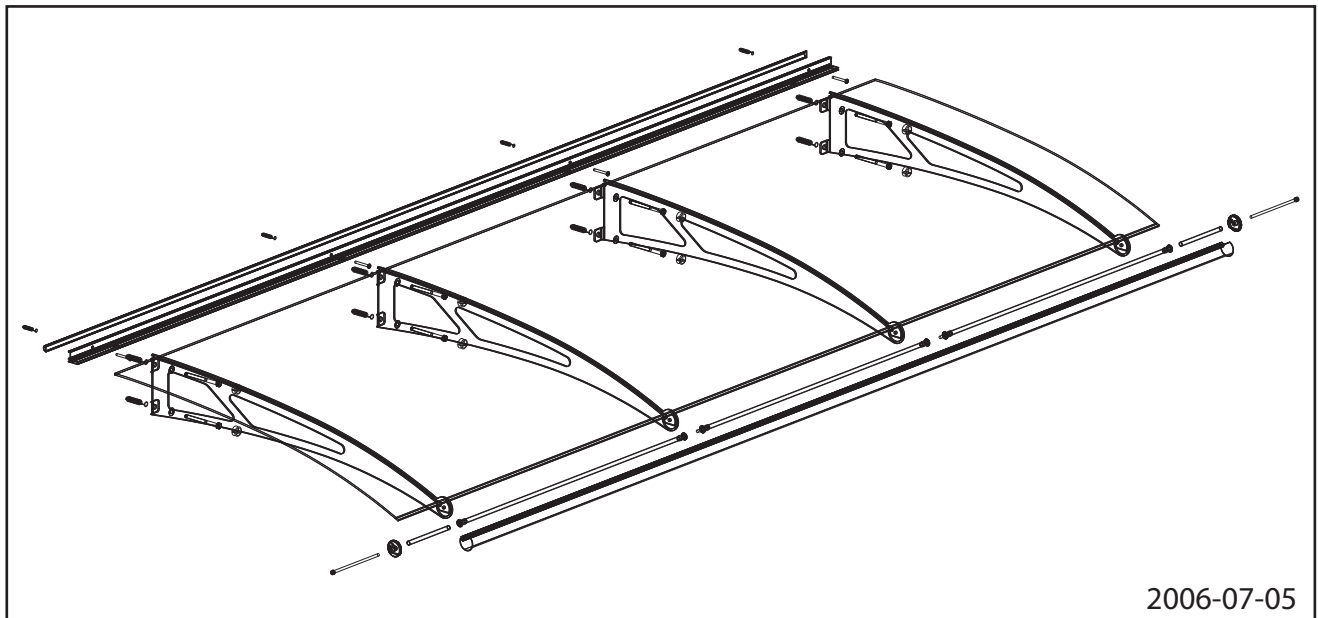
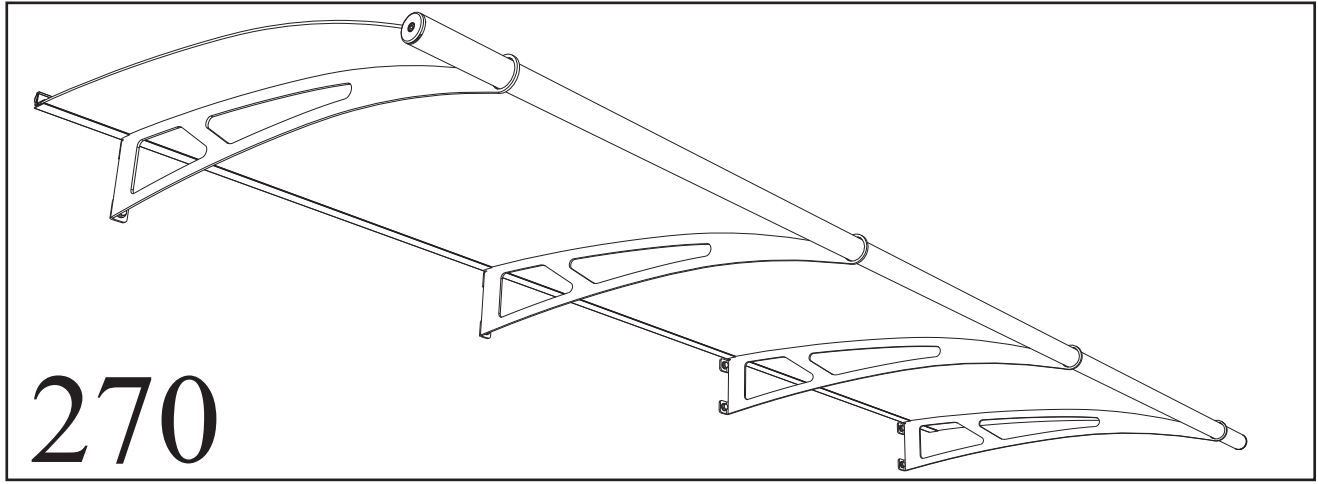


LIGHTLINE®




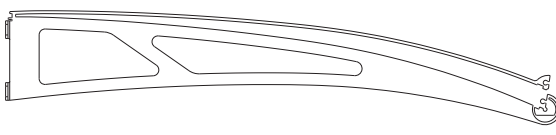
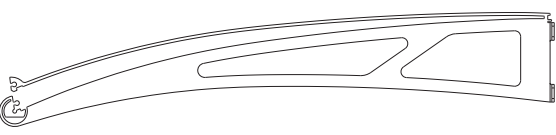












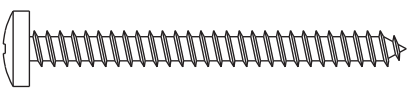
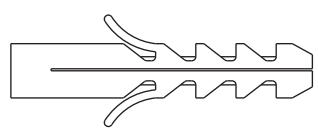

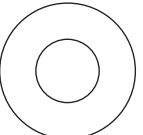
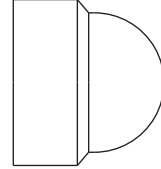
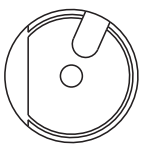
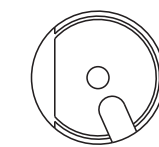
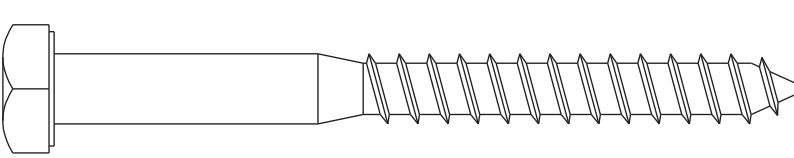
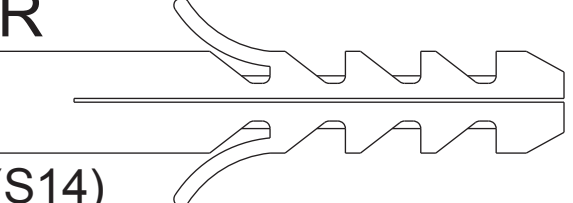



2006-07-05

Achtung!
 Vor Montage des Daches Beschaffenheit Ihres Mauerwerks überprüfen, ggf. müssen andere Schrauben u. Dübel (z. B. Hohlraumdübel o. ä.), als im beigefügten Montage-Set verwendet werden.

Reinigungshinweis:
 Acrylglas und Metall nicht mit lösungsmittelhaltigen oder scheuernden Reinigungsmittel bearbeiten. Verwenden Sie nur eine milde Seifenlauge mit einem weichen, nicht scheuernden Tuch.

Serviceanschrift:
 POLYMER-Kunststoffe GmbH
 Lustgartenstrasse 107
 D-79576 Weil am Rhein
 Tel.: 07621 - 66 04 46
 Fax: 07621 - 66 04 47
 info@polymergmbh.de



| | | | |
|---|---|---|---|
| A |  | 2704x905x4 | 1x |
| B |  | 2x | 2x |
| C |  | 2x | 2x |
| D |  |  | 1x |
| E |  |  | 2x |
| F |  |  | 1x |
| G |  |  | 1x |
| H |  |  | 1x |
| I |  |  | 2x |
| J | K | L | |
|  |  |  | 4x |
| M | N | O | P |
|  |  |  |  |
| 8x | 8x | rechts 1x | links 1x |
| Q | R | | |
|  |  | 8x | |
| (DIN 571 10x100) | (S14) | | |
| S | | | |
|  | | 2x | |
| T | | | |
|  |  | 4x | |

